




CHINA INTERNATIONAL MARINE CONTAINERS (GROUP) LTD

2017

















The overall trend
of the industry
is positive.



27-48	8 608 5 0	6 02 243
45-85	457 05	250 782
28-8	70 357	47 120









,56-10

0 1 0 3 4 8

2 6 2 5 7 8

,

,44 3 1 0

,2 8 7 7

2

3

4



5








05-44	2 640 1 1	2 107 506
,05-10	46 23	57 323













,4-60

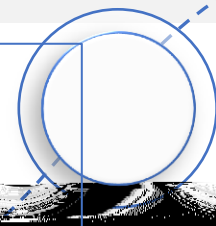
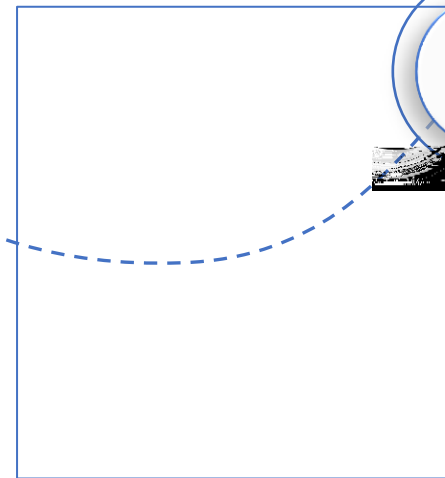

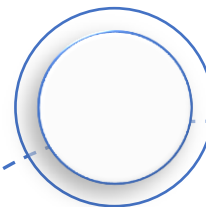
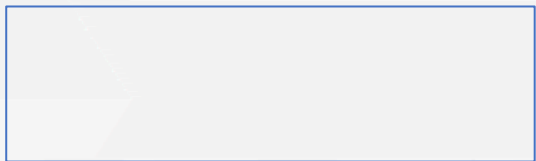
186 553


204 587

41- 3

54 24

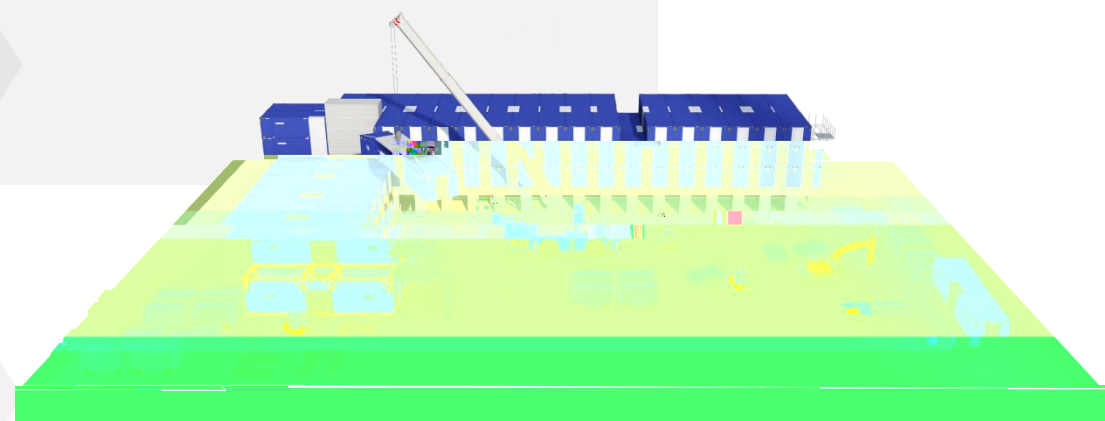
31 664





2- 1	0 037 3	0 003 245
02-64	405 86	342 6 7





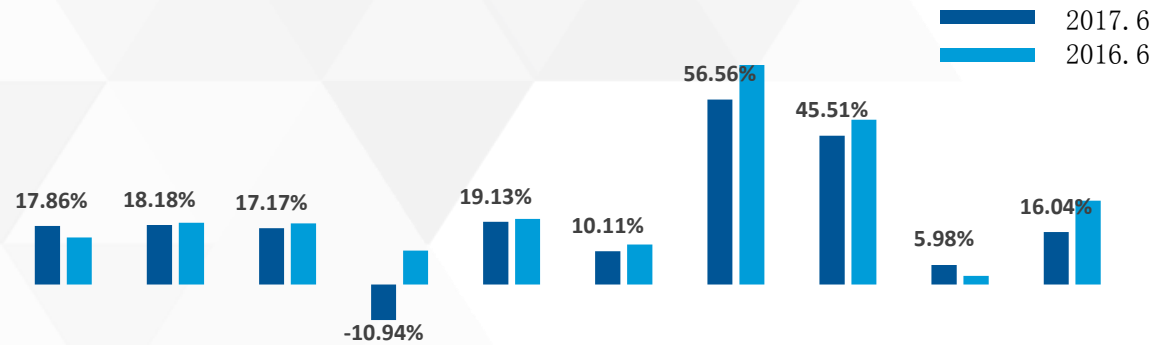




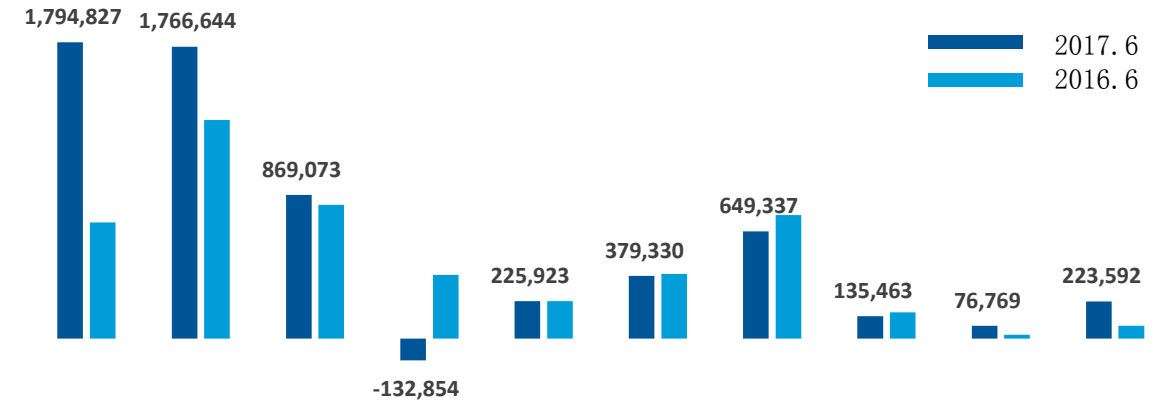




Gross profit margin of principle business (unaudited)



Gross profits of principle business (unaudited)



Net profits of principle business (unaudited)

